



Cover: Z84/51



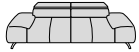
siviglia

21169

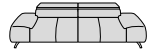
This sofa impressively combines comfort, feel-good functions and design. **siviglia** 21169 looks very elegant due to the modern impression and the special design. Various metal legs can also be ordered, some in different metal tones. The special seam finish is the „icing on the cake“.


W.SCHILLIG

SOFAS



N70
sofa



N80
large sofa



N90
large sofa

224/105/71/46
headrest adjust. =
KV2 (surcharge)
seat extension motor. = A02 (surcharge)

244/105/71/46
headrest adjust. =
KV2 (surcharge)
seat extension motor. = A02 (surcharge)

264/105/71/46
headrest adjust. =
KV2 (surcharge)
seat extension motor. = A02 (surcharge)

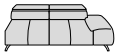
CORNER ELEMENTS



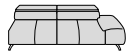
ET
trapezoidal corner

120/120/71/46
headrest adjust. =
KV2 (surcharge)

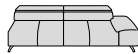
ELEMENTS WITH ARMPART RIGHT



N70R
sofa with armpart



N80R
large sofa with
armpart



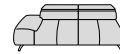
N90R
large sofa with
armpart

182/105/71/46
headrest adjust. =
KV2 (surcharge)
seat extension motor. = A02 (surcharge)

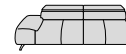
202/105/71/46
headrest adjust. =
KV2 (surcharge)
seat extension motor. = A02 (surcharge)

222/105/71/46
headrest adjust. =
KV2 (surcharge)
seat extension motor. = A02 (surcharge)

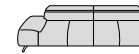
ELEMENTS WITH ARMPART LEFT



N70L
sofa with armpart



N80L
large sofa with
armpart



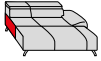
N90L
large sofa with
armpart

182/105/71/46
headrest adjust. =
KV2 (surcharge)
seat extension motor. = A02 (surcharge)

202/105/71/46
headrest adjust. =
KV2 (surcharge)
seat extension motor. = A02 (surcharge)

222/105/71/46
headrest adjust. =
KV2 (surcharge)
seat extension motor. = A02 (surcharge)

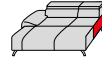
END ELEMENTS RIGHT



KL10R
one arm chaise

141/194/71/46
headrest adjust. =
KV1 (surcharge)

END ELEMENTS LEFT



KL10L
one arm chaise

141/194/71/46
headrest adjust. =
KV1 (surcharge)

OTTOMANS & ACCESSORIES



G70
ottoman

72/72/45/0
castors = RO
(surcharge)



G140
extra large ottoman

142/72/45/0
castors = RO
(surcharge)

Z
base leg



Flexible headrest

Every item can be equipped with a headrest adjustment with notch function for a surcharge. Item no. = KV1, KV2, KV3.

Extendable lying surface

The single-seater elements can be equipped with a motorised seat extension up to 60 cm for an upcharge. The total depth is extended by the seat moving forward

Metal colors for legs

All legs can be ordered in glossy chrome or black finish. Please specify the desired look with your order.

Thread finish

The model is finished in leather with a pearl top seam on the side part and a pearl double seam on the seat. A contrasting colour thread in leather is possible at no

Castors for ottomans

The ottomans can be equipped with castors for surcharge. Two of the castors can be created. Thus a big surface can be created.

ORDER INFORMATION

Back sides of sofas:

All pieces are genuinely upholstered at the back.

Connecting sides:

For a surcharge, the connecting sides can be supplied in the original cover instead of stretch fabric.

Positioning diagram:

Please send us a positioning diagram, depending on the different variations available. The connecting sides got marked in red for some elements in the type guide.

Base leg Z:

If elements and sofas without or with 1 armrest are to be placed directly against elements or sofas without or with 1 armrest, a base leg Z is required and must be ordered.

Seam appearance:

Decorative, felled or double seams may appear different in fabric and leather versions. For manufacturing reasons, seams may be left out of the fabric version or replaced with simple seams.

All dimensions given are approximate measurements in inches. We reserve the right to make changes. The dimensions are

given in width/depth/height/seat height. The depth includes the overhang with the headrest folded back.

Seat depth: approx. **57 cm**

Seat depth with function: ca. **77 cm**

Overall height with headrest: approx. **92 cm**

Armrest width: approx. **42 cm**

Armrest depth: approx. **98 cm**

Armrest height: approx. **52 cm**

Recommended wall distance: approx. **10 cm**

Seat width one arm chaise: approx. **98 cm**

Seat width one arm chaise at the front: approx.

141 cm

Seat depth one arm chaise: approx. **147 cm**

Model-related feature:

The upholstery is deliberately processed casually to create a certain visual appearance. Waving is not a quality defect, but a model-related feature that ensures optimum seating comfort.

Please note:

Special designs may be made on some elements in return for an extra charge. Please consult us. We are happy to make your dreams come true.

Digital fabric/leather and colour samples:

The visual appearance of the covers and colour samples may vary, samples in accordance - colour and structure deviations possible.

Contrasting thread:

This model is available in leather and some fabric colours with contrasting colour thread at no extra charge. You will find the specified colours in our fabric/leather trolley. Please state the no., otherwise tone-in-tone will be delivered.

Measures of the ottomans:

Constructionwise the ottomans are 1 cm lower in the seat height than the sofas.

W.SCHILLIG

LEGS



metal leg black

F V6

Metal colours:

Some of the metal legs are available in different metal colours. Please indicate the colour when ordering.



metal leg **different metal colours**

F C3

Powder-coated:

The colours M21 silver, M56 bronze and M99 black are powder-coated.

Legs and floor protection:

With slim furniture legs with a small gliding surface, there is increased pressure on the floor. We recommend fitting glides or an underlay to protect against scratches and

pressure marks on sensitive floors.

AVAILABLE METAL COLOURS



high-gloss chrome

M20



silver

M21



bronze

M56



black

M99

ORDER CHECKLIST

- Structure and cover
- Motorised seat extension (surcharge)
- Manually headrest adj. (surcharge)
- Leg design
- Metal colour for legs
- Ottomans & Accessories
- Contrasting thread
- Positioning diagram



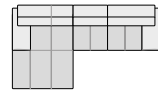
W.SCHILLIG

LIVING EXAMPLES



Cover: Z78/49 sand

corner combination

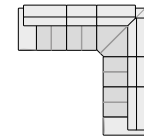


343x194



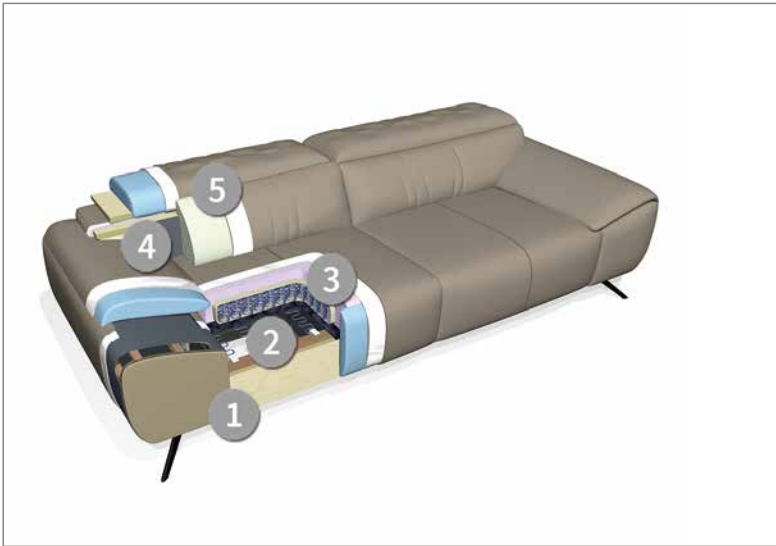
Cover: Z84/51

corner combination
N 70L laf - ET - N 70R raf



302x302

UPHOLSTERED FURNITURE FRAME STRUCTURE



The design of the cross section shown here does not correspond to the model on this page of the catalogue.

- 1. Frame** – Beech wood structure
- 2. Seat suspension** with permanently elastic wave springs and **ergo**-PUR foam
- 3. Seat upholstery structure** – spring core with diolen cover incorporated into **ergo**-PUR-foam
- 4. Back suspension** – none
- 5. Back upholstery structure** of **ergo**-PUR-foam with diolen cover

www.schillig.com



UPHOLSTERED FURNITURE QUALITY

Upholstered furniture from passion.

For almost 75 years, this passion has led to the creation of high-quality and special pieces of furniture and designer furniture - sofas that combine elegant and contemporary design with first-class comfort. We stand for craftsmanship, trend-setting ideas, appealing design and know-how from Germany. The result is upholstered furniture with guaranteed first-class comfort and attention to detail. When selecting the materials used, we pay attention to sustainability and the conservation of resources.

- Traditional craftsmanship down to the last detail
- High-quality, environmentally friendly materials
- Careful & precise workmanship
- Cooperation with renowned furniture designers
- Production according to DIN & RAL quality guidelines of the Deutsche Gütegemeinschaft Möbel e.V.
- Regularly tested product quality „Made in Germany“
- Development at the Upper Franconian location in Ebersdorf near Coburg
- Carefully selected fabric and leather cover collections in many colours for a wide range of requirements.



quality
Made in Germany

W.SCHILLIG GmbH & Co. KG
Am Weinberg 20 - 22
96237 Ebersdorf bei Coburg
GERMANY
Telephone: +49 9562 37-0
Telefax: +49 9562 37-500
E-Mail: info@schillig.de


W.SCHILLIG